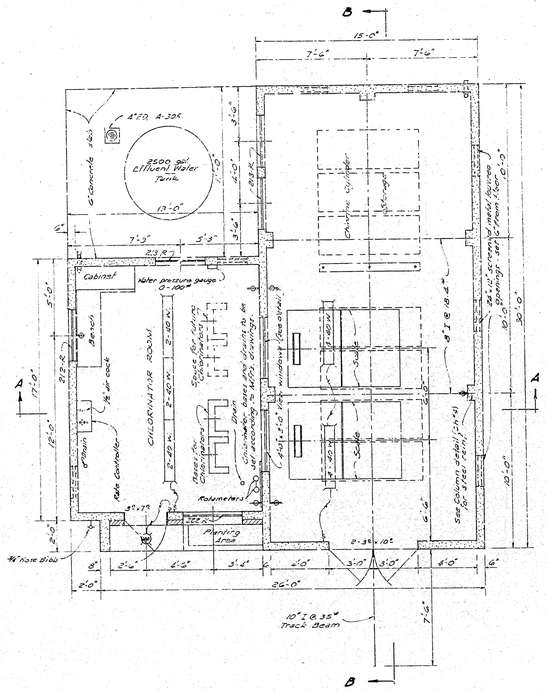

PLAN
Scale: 1/4" = 1'-0"

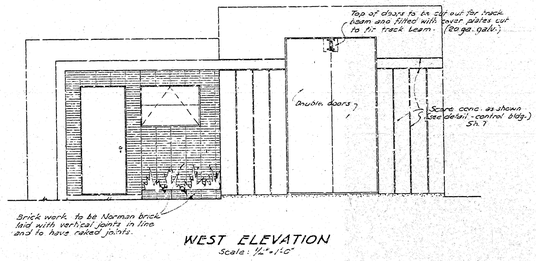

WEST ELEVATION
Scale: 1/4" = 1'-0"

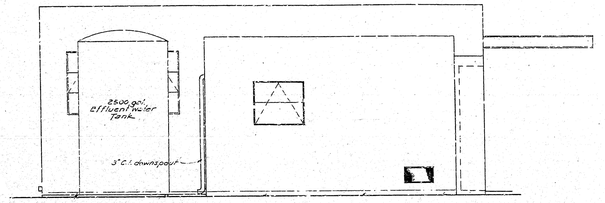

NORTH ELEVATION
Scale: 1/4" = 1'-0"

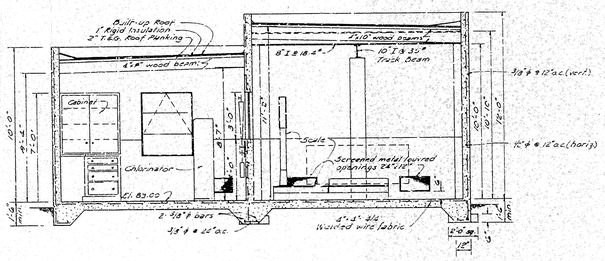

SECTION A-A
Scale: 1/4" = 1'-0"

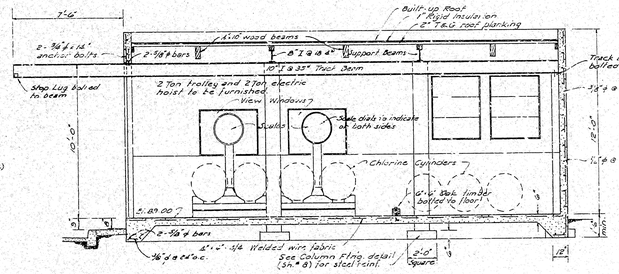

SECTION B-B
Scale: 1/4" = 1'-0"

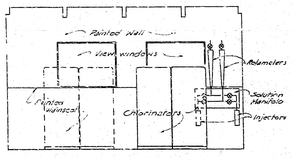

SOUTH WALL - CHLORINATOR ROOM

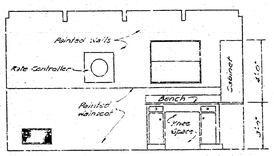

NORTH WALL - CHLORINATOR ROOM

INTERIOR ELEVATIONS
Scale: 1/4" = 1'-0"

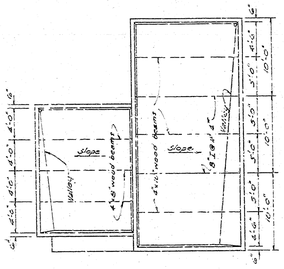

ROOF PLAN
Scale: 1/8" = 1'-0"

Scale: 1" = 1'-0"

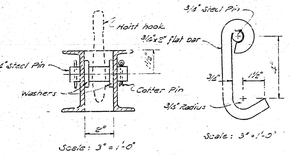

Scale: 3" = 1'-0"

Scale: 3" = 1'-0"

Note: Drill all pins for cotter pins.

DETAIL - CHLORINE CYLINDER GRAB

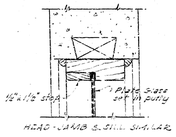

DETAIL - VIEW WINDOWS
Scale: 3" = 1'-0"

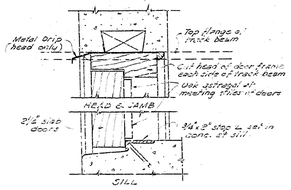

DETAIL - DOUBLE DOORS
Scale: 3" = 1'-0"

SCHEDULE - INTERIOR FINISH
FLOORS : Concrete - Steel trowel finish integral with slab.
BASE : None.
WAINSCOT : Painted 2'-0" high.
WALLS : Painted.
CEILING : Wood deck & beams - Painted.

REVISED "AS BUILT"

SEWAGE TREATMENT WORKS
SAN BERNARDINO
CALIFORNIA
1958

CURRIE ENGINEERING COMPANY
CONSULTING ENGINEERS

CHLORINATOR BUILDING
PLAN - ELEVATIONS - SECTIONS

9

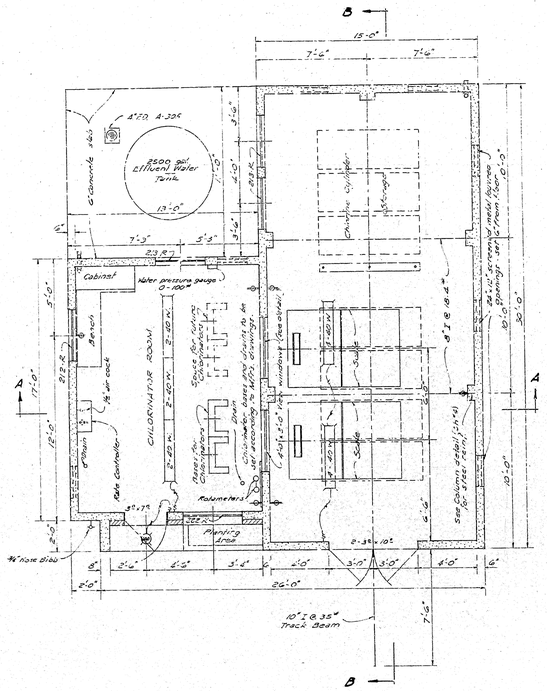

PLAN
Scale: 1/4" = 1'-0"

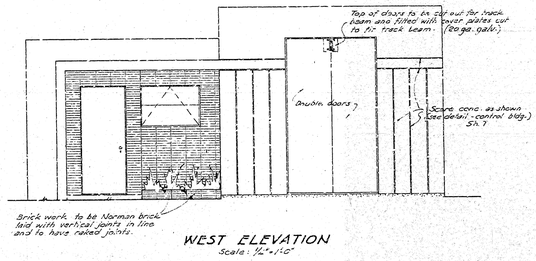

WEST ELEVATION
Scale: 1/4" = 1'-0"

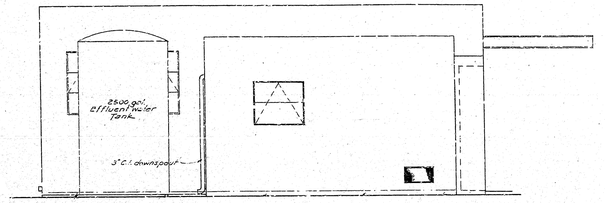

NORTH ELEVATION
Scale: 1/4" = 1'-0"

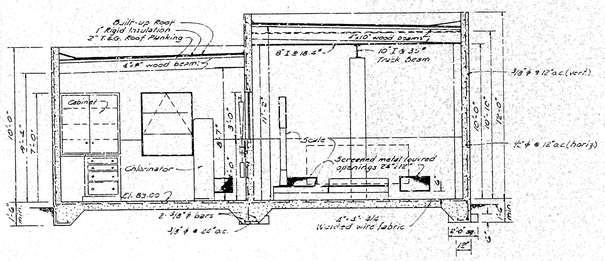

SECTION A-A
Scale: 1/4" = 1'-0"

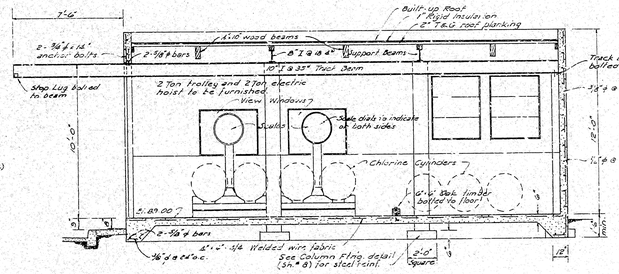

SECTION B-B
Scale: 1/4" = 1'-0"

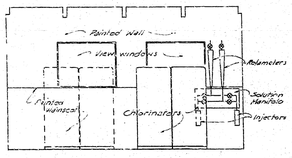

SOUTH WALL - CHLORINATOR ROOM

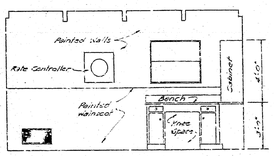

NORTH WALL - CHLORINATOR ROOM

INTERIOR ELEVATIONS
Scale: 1/4" = 1'-0"

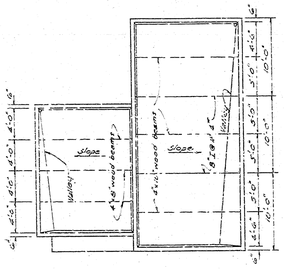

ROOF PLAN
Scale: 1/8" = 1'-0"

Scale: 1" = 1'-0"

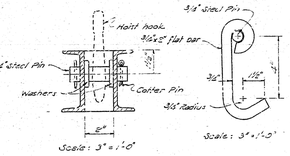

Scale: 3" = 1'-0"

Scale: 3" = 1'-0"

Note: Drill all pins for cotter pins.

DETAIL - CHLORINE CYLINDER GRAB

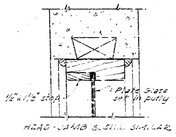

DETAIL - VIEW WINDOWS
Scale: 3" = 1'-0"

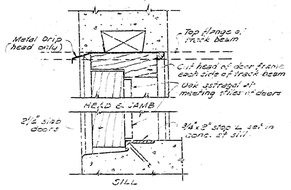

DETAIL - DOUBLE DOORS
Scale: 3" = 1'-0"

SCHEDULE - INTERIOR FINISH
FLOORS : Concrete - Steel trowel finish integral with slab.
BASE : None.
WAINSCOT : Painted 2'-0" high.
WALLS : Painted.
CEILING : Wood deck & beams - Painted.

REVISED "AS BUILT"

SEWAGE TREATMENT WORKS
SAN BERNARDINO
CALIFORNIA
1958

CURRIE ENGINEERING COMPANY
CONSULTING ENGINEERS

CHLORINATOR BUILDING
PLAN - ELEVATIONS - SECTIONS

9